


DON'T OVERLOAD YOUR HOME!

i According to the National Fire Protection Association, **47,700 home fires** in the U.S. are caused by electrical failure or malfunction each year. These fires result in **418 deaths, 1,570 injuries, and \$1.4 billion in property damage**. Overloaded electrical circuits are a major cause of residential fires. Help lower your risk of electrical fires by not overloading your electrical system.

OVERLOADED CIRCUIT WARNING SIGNS

 Flickering, blinking, or dimming lights

 Warm or discolored wall plates


 Burning odor coming from receptacles or wall switches

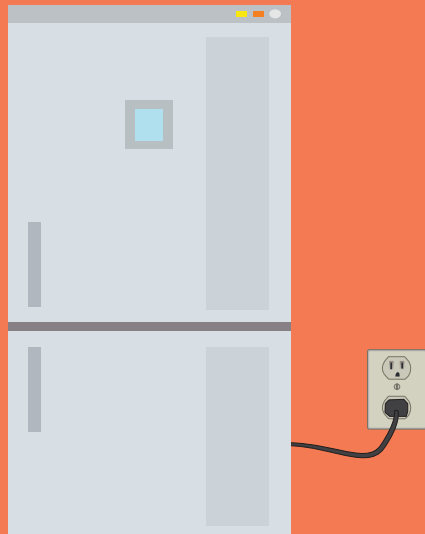
Frequently tripped circuit breakers or blown fuses 

Cracking, sizzling, or buzzing from receptacles 


Mild shock or tingle from appliances, receptacles, or switches 

HOW TO PREVENT ELECTRICAL OVERLOADS

Never use extension cords or multi-outlet converters for appliances. 


All major appliances should be plugged directly into a wall receptacle outlet. Only plug one heat-producing appliance into a receptacle outlet at a time. 

A heavy reliance on extension cords is an indication that you have **too few outlets** to address your needs. Have a qualified electrician inspect your home and add new outlets. 

Power strips only add additional outlets; they do not change the amount of power being received from the outlet. 

50%

The CPSC estimates more than 50% of electrical fires that occur every year can be prevented by Arc Fault Circuit Interrupters (AFCIs). To learn more about AFCIs, visit ESFI.org.



Only use the appropriate watt bulb for any lighting fixture. Using a larger watt light bulb may cause a fire.